



CONNECTICUT STATE DEPARTMENT OF EDUCATION

*EdSight Secure:
Seal of Biliteracy*

Megan Alubicki Flick, Ed.D.

Briana Hennessy, Ph.D.

Stephanie O'Day, M.A.

September 6, 2023

Agenda

- EdSight Secure Overview
- Gaining Access
- Seal of Biliteracy
- Data Collection
- Report
- Questions
- Time to explore



Acronyms

TCS

- Teacher-Course-Student

SAM

- Student Achievement Module

PSIS

- Public School Information System

EL/ML

- English Learner/Multilingual Learner

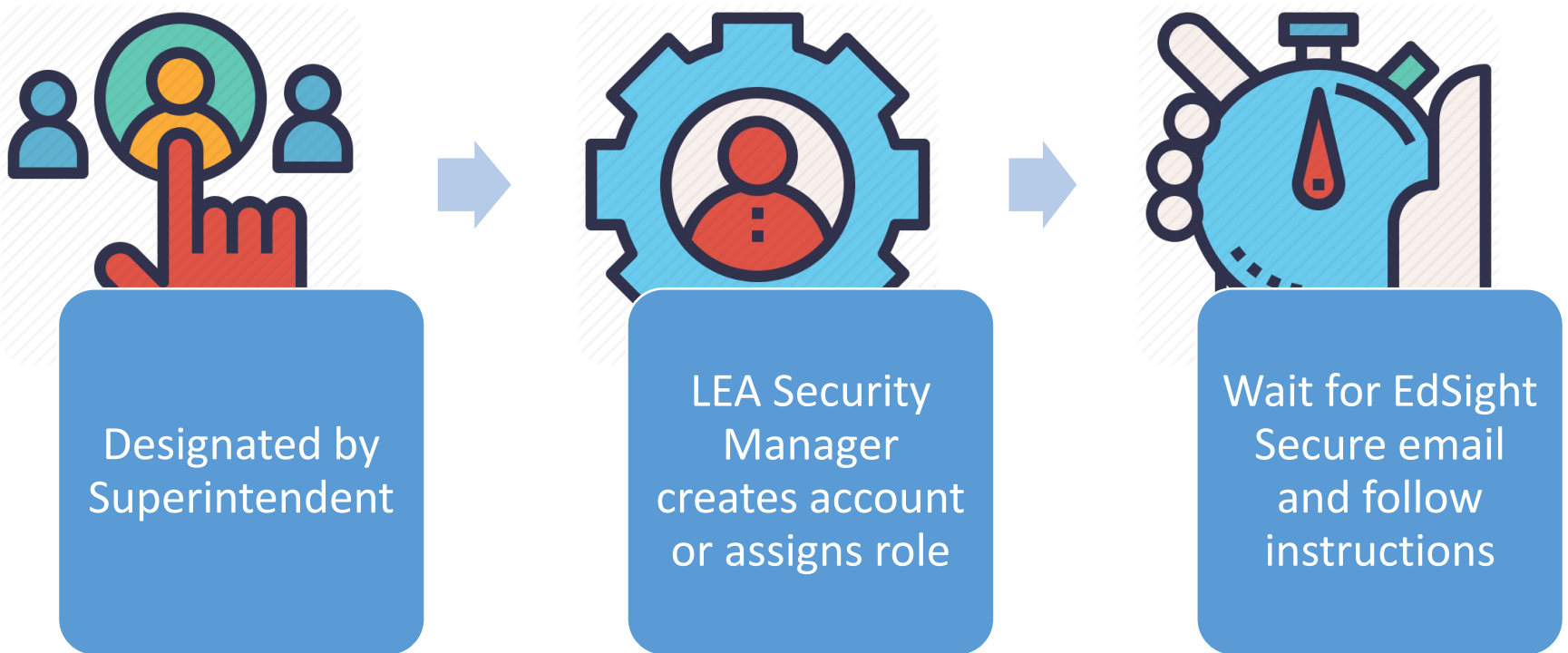


What is EdSight Secure?

- Data portal for designated users
 - <https://secure-edsight.ct.gov/>
- Unsuppressed student-level data
- Charts and tables
- Interactive filters
- Save and print visuals
- Export data



How do I gain access to EdSight Secure?



Find your LEA Security Manager at: <https://public-edsight.ct.gov/overview/find-contacts>

What is the Seal of Biliteracy?

- Recognizes high school graduate who have attained a level of proficiency in English and at least one other language
- Encourages students to develop and sustain home and heritage languages and/or to study languages
- Provides employers with a method of identifying CT graduates with biliteracy skills
- Celebrates students' linguistic and cultural knowledge



Who qualifies for the Seal of Biliteracy?

- All students are eligible to receive the Seal of Biliteracy based on evidence of achieving the designated level of language proficiency in two or more languages by high school graduation.

To be eligible to earn the Seal, a student must:

- Complete all English language arts requirements for graduation
- Demonstrate proficiency equivalent to Intermediate Mid on ACTFL Proficiency Guidelines in another language in grades 10, 11, or 12



TCS data collection and SAM

- Districts report seal-eligible test results in the Student Achievement Module (SAM) which is housed in the Teacher-Course-Student (TCS) application.
- Data collection completes in August after the tested year
 - Data for 2021-22 were collected in August 2022
- The Seal of Biliteracy report currently includes one year of data
- All 10th, 11th and 12th grade **June PSIS** students are included in the report.



Seal of Biliteracy report overview

Welcome to EdSight Secure!



Dashboard



[Educator Preparation Providers \(EPPs\) - Click here to access the EPP Quality Measures Report!](#)

Students

Educators

Instruction

Performance

[Early Indication Tool \(EIT\)](#)

[EIT for Teachers](#)

Provides data from EIT and other sources in one exportable file. Data can be integrated with your existing district data management system or used with the provided [Data Lookup Tool \(instructions\)](#). Data from this tool can be shared with teachers in order to decrease the amount of time spent on formal assessment upon return to school.

[English Learner \(EL\) Status Report](#)

[FAFSA Completion \(Updated daily\)](#)

[Student Summary](#)

[Educator Diversity Dashboard](#)

[Educators With Active Endorsements](#)

*****NEW***** [Indicator 7 - On-track to High School Graduation \(Updated 5/25/23\)](#)

[Resource Allocation Review \(RAR\)](#)

[Students Receiving Rigorous Coursework Letters \(Updated 1/6/23\)](#)

[Adjusted Cohort Graduation Rates \(Updated 6/2/23\)](#)

[CMT/CAPT Science](#)

[Connecticut SAT School Day \(Updated 7/12/23\)](#)

[Connecticut SAT School Day - PRINTABLE Student Report \(for current students only\)](#)

[Effect of SASID Changes on Secure Student Growth Reports](#)

[LAS Links Achievement/Mastery \(Updated 6/16/23\)](#)

[LAS Links Growth \(Updated 6/21/23\)](#)

[Next Generation Science Standards \(NGSS\) Assessment \(Updated 8/12/22\)](#)

*****NEW***** [Seal of Biliteracy \(7/31/23\)](#)

[Smarter Balanced Achievement \(Updated 6/8/22\)](#)

[Smarter Balanced Growth \(Updated 8/17/22\)](#)

*****NEW***** [Seal of Biliteracy \(7/31/23\)](#)

[New! EdSight Secure Resource Library](#)

[Need Help? Contact Us](#)

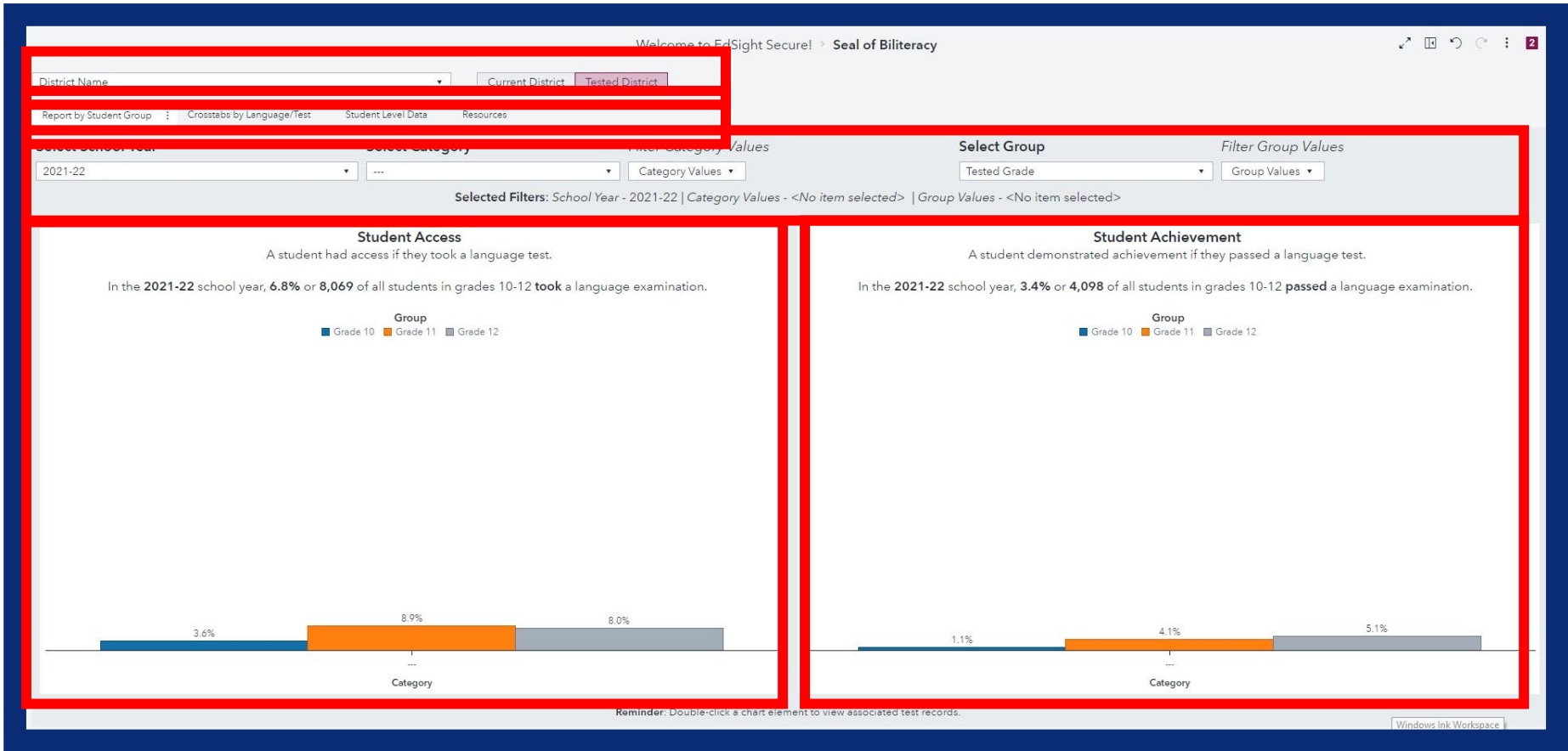
[Accessibility Information](#)

[EdSight Public](#)

EdSight Secure contains personally identifiable information that is confidential pursuant to federal and state law. By logging onto and accessing these data, I hereby acknowledge that the information contained therein shall only be disclosed to authorized personnel and used as permitted by federal and state law.



Landing page



Student access

Record	Student	Tested Grade	Test/ Language	Result
1	Allie	10	AP French	Pass
2	Allie	10	Avant Italian	Pass
3	Britta	11	AP French	Fail
4	Charlie	12	AP Spanish	Pass
5	Charlie	12	Avant Italian	Fail
6	Desi	11	Not Tested	Not Tested

- A student has **Access** if they take a language test.
- **75%** or **3 of 4** students had **access** to a language test.



Student achievement

Record	Student	Tested Grade	Test/ Language	Result
1	Allie	10	AP French	Pass
2	Allie	10	Avant Italian	Pass
3	Britta	11	AP French	Fail
4	Charlie	12	AP Spanish	Pass
5	Charlie	12	Avant Italian	Fail
6	Desi	11	Not Tested	Not Tested

- A student demonstrated achievement if they passed a language test.
- **50%** or **2** of **4** students passed a language test.



Chart filters

Welcome to EdSight Secure! > Seal of Biliteracy

District Name: [Dropdown] Current District: Tested District

Report by: Student Group | Crosstabs by: Language/Test | Student Level Data | Resources

Select School Year | **Select Category** | **Select Group**

2021-22 | --- | Tested Grade

Selected Filters: School Year - 2021-22 | Category Values - <No item selected> | Group Values - <No item selected>

Student Access

A student had access if they took a language test.

In the 2021-22 school year, 6.8% or 8,069 of all students in grades 10-12 took a language examination.

Group: Grade 10, Grade 11, Grade 12

Group	Percentage
Grade 10	3.6%
Grade 11	8.9%
Grade 12	8.0%

Student Achievement

A student demonstrated achievement if they passed a language test.

In the 2021-22 school year, 3.4% or 4,098 of all students in grades 10-12 passed a language examination.

Group: Grade 10, Grade 11, Grade 12

Group	Percentage
Grade 10	1.1%
Grade 11	4.1%
Grade 12	5.1%

Reminder: Double-click a chart element to view associated test records.

Windows Ink Workspace



Chart filters

Select Category Filter Category Values

English Learner/Multilingual Learner (EL/... Category Values

English Learner/Multilingual Learner (EL/...

Gender

High Needs (F/R, EL/ML or SWD)

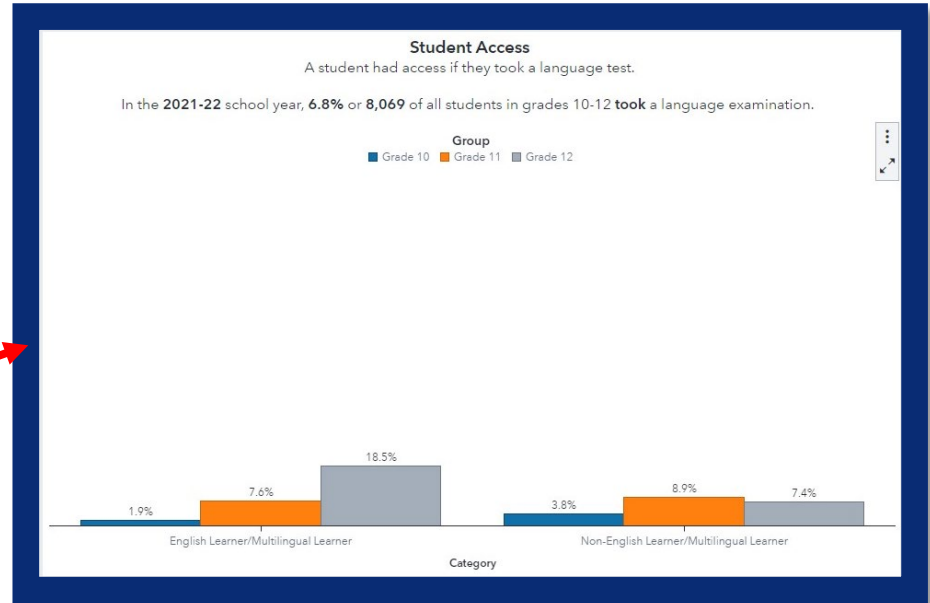
Race/Ethnicity

Special Education Status (SWD)

Tested Grade

Group

English examination.



Select Category Filter Category Values

English Learner/Multilingual Learner (EL/... Category Values

Selected Filters: School Year - 2021-22

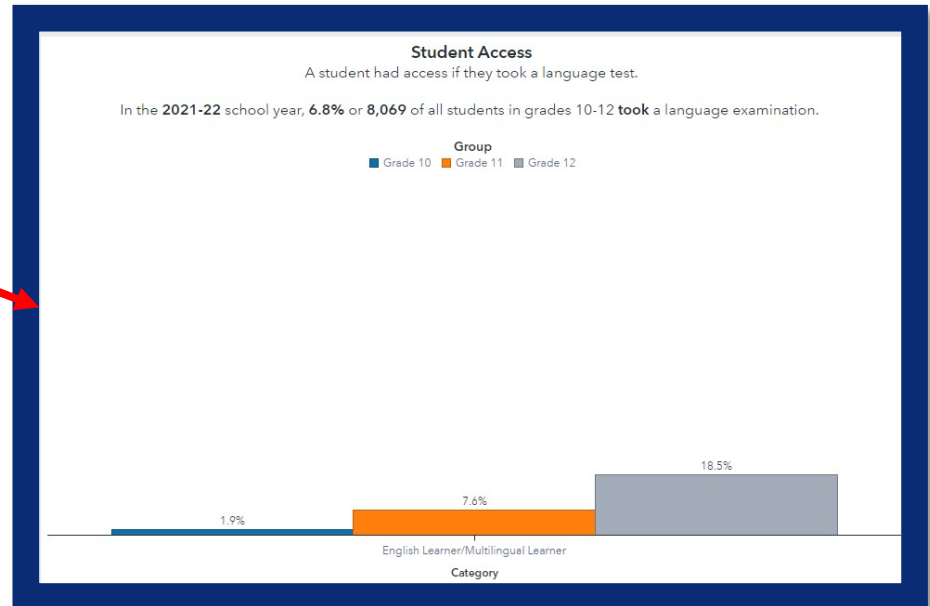
Student Access
Access if they took a language test.

of all students in grades 10-12 took a language


English Learner/Multilingual Learner
 Non-English Learner/Multilingual Learner

Group
Grade 10 Grade 11 Grade 12

Close



View associated student records



Note: A student appears in the table with one row for each test result.

School Year	Language of Biliteracy	Test Date	Test Result	English Learner/Multilingual Learner Status
2021-22	Albanian	03/11/2022	Pass	English Learner
2021-22	Arabic	04/22/2022	Pass	English Learner
2021-22	Arabic	03/03/2022	Fail	English Learner
2021-22	Arabic	03/03/2022	Fail	English Learner/Multilingual Learner
2021-22	Arabic	10/19/2021	Pass	English Learner/Multilingual Learner

Close



View applied filters and reset report to default state

The screenshot displays the EdSight Secure interface for the 'Seal of Biliteracy' report. At the top, it says 'Welcome to EdSight Secure! > Seal of Biliteracy'. Below this, there is a 'District Name' dropdown menu and two buttons: 'Current District' and 'Tested District'. A navigation bar includes 'Report by Student Group', 'Crosstabs by Language/Test', 'Student Level Data', and 'Resources'. The main filter section contains four dropdown menus: 'Select School Year' (set to 2021-22), 'Select Category' (set to English Learner/Multilingual Learner (EL/...)), 'Filter Category Values' (set to Category Values), and 'Select Group' (set to Tested Grade). A 'Filter Group Values' dropdown is also present. Below these filters, a status bar reads 'Selected Filters: School Year - 2021-22 | Category Values - English Learner/Multilingual Learner | Group Values - <No item selected>'. On the right side, a context menu is open, listing options: 'Open', 'Save a copy', 'Reopen report', 'Close', 'Restore default report state', and 'Print...'. A red notification badge with the number '2' is visible in the top right corner of the browser window.



Crosstabs by language/test

Welcome to EdSight Secure! | Seal of Biliteracy

District Name: [Dropdown] | Current District: [Current District] | Tested District: [Tested District]

Report by Student Group: [Crosstabs by Language/Test] | Student Level Data | Resources

Select School Year: 2021-22 | Select Category: Language | Select Group: [Dropdown]

Student Access and Achievement by Language

If a student accessed more than one language/test, they are counted once for each language/test. Students are only counted once in the denominator used to calculate the percentages.

	Student Count	Student Percent ¹	Passed Student Count	Passed Student Percent ¹
Not Tested	110,890	93.2%	0	0.0%
Spanish	5,665	4.8%	3,180	2.7%
French	996	0.8%	377	0.3%
Italian	506	0.4%	106	0.1%

Total Tests Attempted and Passed

Counts below represent counts of tests not of individual students. A student may be counted more than once in the below table if they took more than one test.

	Passes	Attempts	Test Pass Rate ²
Total	4,313	8,630	50.0%
Spanish >	3,274	5,914	55.4%
French >	385	1,047	36.8%
Italian >	106	526	20.2%
Latin >	106	342	31.0%



Disaggregate by student group

Student Access and Achievement by Language

If a student accessed more than one language/test, they are counted once for each language/test. Students are only counted once in the denominator used to calculate the percentages.

	English Learner/Multilingual Learner				Non-English Learner/Multilingual Lea...			
	Student Count	Student Percent ¹	Passed Student Count	Passed Student Percent ¹	Student Count	Student Percent ¹	Passed Student Count	Passed Student Percent ¹
Not Tested	6,221	91.4%	0	0.0%	104,669	93.3%	0	0.0%
Spanish	481	7.1%	319	4.7%	5,184	4.6%	2,861	2.6%
Portuguese	26	0.4%	22	0.3%	81	0.1%	72	0.1%
French	22	0.3%	11	0.2%	974	0.9%	366	0.3%



Test pass rate

Record	Student	Tested Grade	Test/ Language	Result
1	Allie	10	AP French	Pass
2	Allie	10	AAPL Italian	Pass
3	Britta	11	AP French	Fail
4	Charlie	12	AP Spanish	Pass
5	Charlie	12	AAPL Italian	Fail
6	Desi	11	Not Tested	Not Tested

- The test pass rate is the total number of passing scores out of tests attempted
- **60%** or **3 of 5** tests had passing scores

French: 50% pass rate - **Italian:** 50% pass rate - **Spanish:** 100% pass rate



Crosstabs by language/test

Welcome to EdSight Secure! > Seal of Biliteracy

District Name: [Current District] [Tested District]

Report by Student Group: Crosstabs by Language/Test | Student Level Data | Resources

Select School Year: 2021-22

Select Category: **Test Name** | Select Group: ...

Student Access and Achievement by Test Name

If a student accessed more than one language/test, they are counted once for each language/test. Students are only counted once in the denominator used to calculate the percentages.

	Student Count	Student Percent ¹	Passed Student Count	Passed Student Percent ¹
Not Tested	110,890	93.2%	0	0.0%
SAM - Avant STAMP	3,517	3.0%	1,296	1.1%
SAM - AAPL	3,315	2.8%	1,971	1.7%
SAM - ACTFLWPT	406	0.3%	286	0.2%
SAM - AP	395	0.3%	359	0.3%

Total Tests Attempted and Passed

Click the > to see associated tests or languages.
Counts below represent counts of tests not of individual students. A student may be counted more than once in the below table if they took more than one test.

	Passes	Attempts	Test Pass Rate ²
Total	4,313	8,630	50.0%
SAM - Avant STAMP >	1,328	3,636	36.5%
SAM - AAPL >	2,052	3,609	56.9%
SAM - ACTFLWPT >	305	432	70.6%
SAM - AP >	359	395	90.9%
SAM - ALIRA >	87	301	28.9%
SAM - Not Reported >	158	232	68.1%



Expand to view languages

Total Tests Attempted and Passed

Click the > to see associated tests or languages.

Counts below represent counts of tests not of individual students. A student may be counted more than once in the below table if they took more than one test.

	Passes	Attempts ▼	Test Pass Rate ²
Total	4,313	8,630	50.0%
< SAM - Avant STAMP	1,328	3,636	36.5%
Spanish	992	2,394	41.4%
French	146	518	28.2%
Italian	44	316	13.9%
Chinese	34	158	21.5%



Student level data

Welcome to EdSight Secure! > Seal of Biliteracy

District Name: [Dropdown] Current District: **Tested District**

Report by Student Group | Crosstabs by Language/Test | Student Level Data | Resources

Year [Dropdown] Gender [Dropdown] Race [Dropdown] English Learner/Multilingual Learner [Dropdown] Student with Disability [Dropdown] Tested Grade [Dropdown] Language [Dropdown] Test Result [Dropdown]

Enter SASID... [Input] Enter Last Name... [Input]

Selected Filters: School Year - <No item selected> | Gender - <No item selected> | Race - <No item selected> | English Learner - <No item selected> | Student With Disability - <No item selected> | Test Result - <No item selected> | Grade - <No item selected> | Language - <No item selected>

School Year	School Name	School Code	SASID	Last Name	FirstName	Language	Test	Test Result	Grade	Gender	Race/Ethnicity	English Learner/Multilingual Learner Status (EL/ML)
2021-22						Spanish	SAM - AAPL	Fail			Hispanic/Latino of any race	Non-English Learner/Multilingual Learner
2021-22						Not Tested	Not Tested	Not Tested	Grade 12	Female	Hispanic/Latino of any race	Non-English Learner/Multilingual Learner

Test Result dropdown options: Not Tested, Fail, Pass



Use SASID and last name search

Welcome to EdSight Secure! > Seal of Biliteracy

District Name Current District Tested District

Report by Student Group Crosstabs by Language/Test Student Level Data Resources

Year Gender Race English Learner/Multilingual Learner Student with Disability Tested Grade Language Test Result

Selected Filters: School Year - <No item selected> | Gender - <No item selected> | Race - <No item selected> | English Learner - <No item selected> | Student With Disability - <No item selected> | Tested Grade - <No item selected> | Language - <No item selected> | Test Result - <No item selected>

School Year	School Name	School Code	SASID	Last Name	FirstName	Language	Test	Test Result	Test Date	Tested Grade	Gender	Race/Ethnicity	English Learner/Multilingual Learner Status (EL/ML)	Special Education Status (SWD)



Modify the table

Welcome to EdSight Secure! > Seal of Biliteracy

District Name: [Dropdown] Current District: Tested District

Report by Student Group | Crosstabs by Language/Test | Student Level Data | Resources

Year [Dropdown] Gender [Dropdown] Race [Dropdown] English Learner/Multilingual Learner [Dropdown] Student with Disability [Dropdown] Tested Grade [Dropdown] Language [Dropdown] Test Result [Dropdown]

123456789 | HEN

Selected Filters: School Year - <No item selected> | Gender - <No item selected> | Race - <No item selected> | English Learner - <No item selected> | Student With Disability - <No item selected> | Tested Grade - <No item selected> | Language - <No item selected> | Test Result - <No item selected>


School Year	SASID	Language	Test	Test Result	Test Date	Tested Grade	Gender	Race/Ethnicity	English Learner/Multilingual Learner Status (EL/ML)	Special Education Status (SWD)	School Name	School Code	Last Name	FirstName

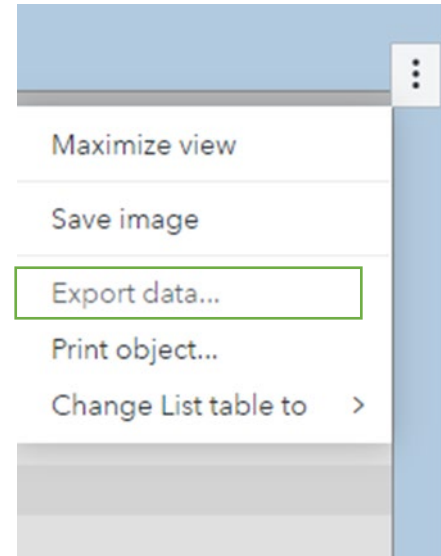
Menu items: Sort, Freeze all columns to the left, Show totals, Maximize view, Save image, Export data..., Print object...



How do I export data?

Two easy options:

1. Right-click on the table, graph, or analytics object from which you want to export data and select **Export data...** from the shortcut menu; or
2. Click on the table, graph, or analytics object from which you want to export data, then click the “snowman” (i.e., vertical ellipsis or  icon) on the table, graph, or object and select **Export data...** from the shortcut menu.



Printing

Click the three dots, select Print...

Rate	Absence Rate
88.9%	11.1%
90.0%	10.0%
89.4%	10.6%
93.3%	6.7%
91.1%	8.9%

School Year	Absence Rate
2014-15	91.1%
2015-16	93.3%
2016-17	89.4%
2017-18	91.1%
2018-19	93.3%

Print to PDF

Document Setup Select Objects

**Select "Show page numbers".
Deselect all other options**

Page Setup

Paper size: Letter

Orientation: Portrait Landscape

Margins

Units: Inches

Top: 0.25 Right: 0.25

Left: 0.25 Bottom: 0.25

Options

Show page numbers:

Show empty rows and columns in table:

Include printed Table of Contents:

Include appendix information:

Expand clipped and non-visible content:

Include cover page:

Cover page text:

Full contents can be printed by selecting the "Expand clipped and non-visible content" option

Print Cancel

Resources

The screenshot shows the EdSight Secure! interface. At the top, there is a blue header with the text "SAS® Visual Analytics - Explore and Visualize" and navigation icons. Below the header, the main content area is titled "Welcome to EdSight Secure! > Seal of Bilteracy". A navigation bar contains several tabs: "District Name", "Tested District", "Report by Student Group", "Crosstabs by Language/Test", and "Student Level Data". The "Resources" tab is highlighted with a red box. Below the navigation bar, the "Resources" section is visible, containing the following text and links:

Resources

See below for program information, guidelines, and data collection information.

- [Connecticut State Department of Education \(CSDE\) page on the Seal of Bilteracy](#)
- [CSDE Student Achievement Module \(SAM\) data collection page](#)
- [National Seal of Bilteracy page](#)

How to Documents

See below for detailed instructions on how to use the report, data sources, and terminology.

- [Seal of Bilteracy Report Notes](#)

[View Report Notes](#)



EdSight secure resource library

SAS® Visual Analytics - Explore and Visualize

Welcome to EdSight Secure!

Dashboard

EdSight INSIGHT INTO EDUCATION

Connecticut State Department of Education CSDE

Educator Preparation Providers (EPPs) - Click here to access the EPP Quality Measures Report!

Students **Educators** **Instruction** **Performance**

Early Indication Tool (EIT)
EIT for Teachers
Provides data from EIT and other sources in one exportable file. Data can be integrated with your existing district data management system or used with the provided [Data Lookup Tool \(instructions\)](#). Data from this tool can be shared with teachers in order to decrease the amount of time spent on formal assessment upon return to school.
English Learner (EL) Status Report
FAFSA Completion (Updated daily)
Student Summary

Educator Diversity Dashboard
Educators With Active Endorsements

Resource Allocation Review (RAR)
Students Receiving Rigorous Coursework Letters (Updated 1/6/23)

Adjusted Cohort Graduation Rates
CMT/CAPT Science
Connecticut SAT School Day (Updated 7/13/22)
Connecticut SAT School Day - PRINTABLE Student Report (for current students only)
Effect of SASID Changes on Secure Student Growth Reports
LAS Links Achievement/Mastery (Updated 6/16/22)
LAS Links Growth (Updated 6/24/22)
Next Generation Science Standards (NGSS) Assessment (Updated 8/12/22)
Smarter Balanced Achievement (Updated 8/8/22)
Smarter Balanced Growth (Updated 8/17/22)

New! EdSight Secure Resource Library

Need Help? [Contact Us](#)

[Accessibility Information](#)

[EdSight Public](#)

Click on any report to view the report. This report contains personally identifiable information that is confidential pursuant to federal and state law. By logging onto and accessing these data, I hereby acknowledge that the information contained therein shall only be disclosed to authorized personnel and used as permitted by federal and state law.

Click the link on the EdSight Secure welcome page to access the **Resource Library**. Additional videos are available on the [CSDE YouTube channel](#).



How do I keep data safe?



- Do not save passwords
- Log out and close browser windows
- Use data for work purposes only
- Do not access from public computers
- Do not store data on external device
- Do not share your password
- Notify appropriate parties if suspected breach

[See full security document here](#)



Interactive demo/Digging into your data

- Are there gaps in student groups earning the seal in your district? If so, how can we address them?
- How can we ensure that we make all students aware of the Seal of Biliteracy initiative?
 - What students have not tested, who could be encouraged to take advantage of the Seal of Biliteracy?
 - Are heritage or home languages among those languages for which students have earned the Seal?



Questions and answers



THANK YOU!!

Megan.Alubicki@ct.gov

860-713-6786

Briana.Hennessy@ct.gov

860-713-6873

Stephanie.ODay@ct.gov

860-713-6803

